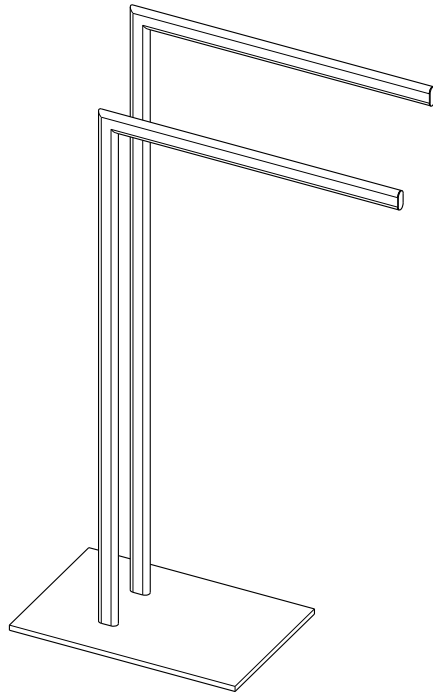
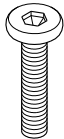




Pedestal Double Towel Rack Installation

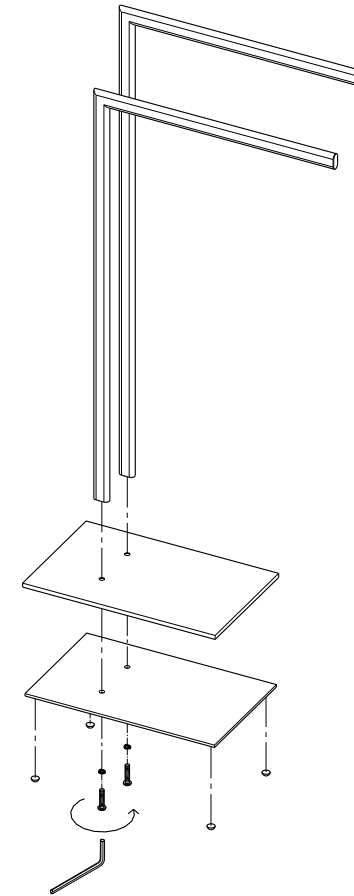


Parts:

Bolt	Washer	Gasket
		
2 Pcs	2 Pcs	4 Pcs

www.kingstonbrass.com
TOLL-FREE CUSTOMER SERVICE: 1-877-2-KBRASS
TECHNICAL SUPPORT E-mail: service@kingstonbrass.com
12775 Reservoir Street, Chino, CA91710

TOOLS REQUIRED



Installation Steps:

- Step 1. Place the base on a flat level surface and install each of the L-shaped towel racks by securing the included bolts and washers onto the bottom of the plate. Tighten each bolt using an Allen wrench.
- Step 2. To complete the installation, use the provided gaskets to cover the exposed corners of the bottom of the base. This helps prevent direct contact with the floorboard and extends product life.

Cleaning

Clean with a damp cloth only.
Avoid using metal or abrasive polishes.